

A

B

C

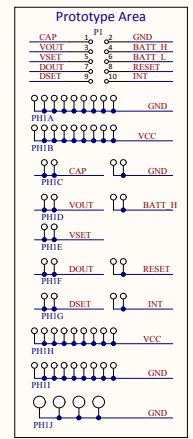
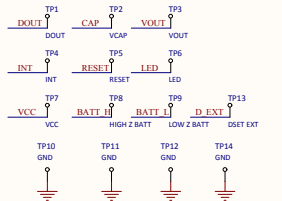
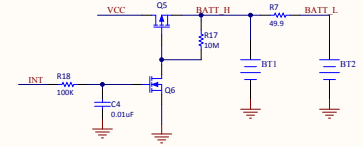
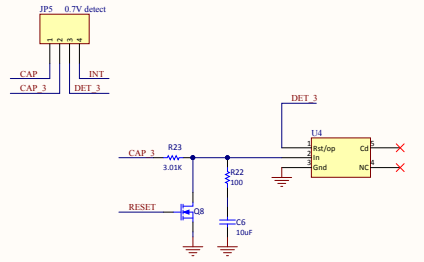
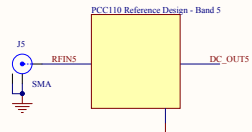
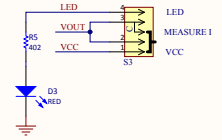
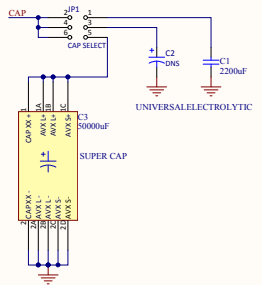
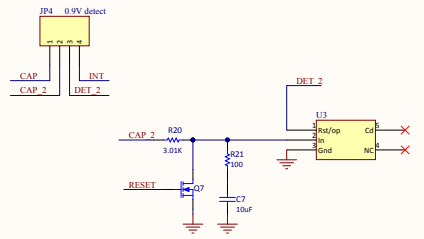
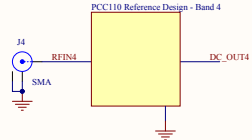
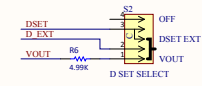
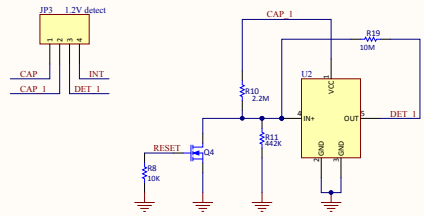
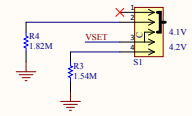
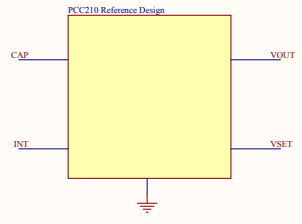
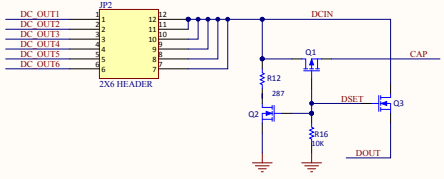
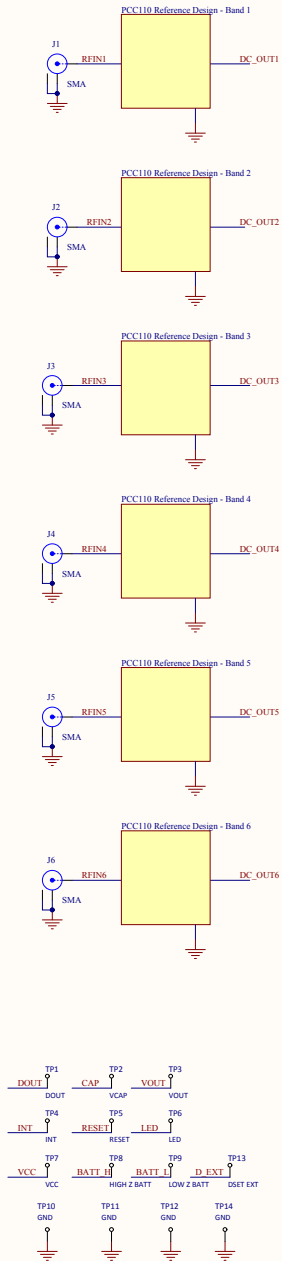
D

A

B

C

D



- M1 Rubber Bumper
- M2 Rubber Bumper
- M3 Rubber Bumper
- M4 Rubber Bumper
- M5 Shunt for JP1
- M6 Shunt for JP2
- M7 Shunt for JP3
- M8 Shunt for JP4

PCB Info:		Title: <b>P21XXCSR-EVB</b>	
PCB1	Number: P21XXCSR-EVB	Revision: 0B	
P21XXCSR-EVB-PC	Size: C	Date: 1/14/2015	Revision: 0B
	File: P21XXCSR-EVB-External_SchDoc	Sheet: 1 of 1	

